


Port Huron Area School District

**General Fund Appropriations Act
Resolution for Adoption by the Board of Education**

Resolved, that the General Fund Appropriations Act for the Port Huron Area School District for the fiscal year ending June 30, 2010 is as follows:

	2008-09 Actual	2009-10 1st Quarter Budget	2009-10 2nd Quarter Budget
Revenue:			
Local Sources	\$ 14,513,513	\$ 14,415,761	\$ 14,522,257
State Sources	67,165,103	62,601,656	64,835,759
Federal Sources	12,377,096	16,120,578	16,921,812
Other Revenues	3,911,514	3,423,753	3,431,106
Total Revenue	97,967,226	96,561,748	99,710,934
Expenditures:			
Instruction:			
Basic Programs	49,331,745	49,892,182	50,453,367
Added Needs	17,175,459	18,888,605	18,827,784
Other Programs	1,272,202	953,488	855,303
Total Instruction	67,779,406	69,734,275	70,136,454
Support Services:			
Pupil	6,320,802	6,014,209	6,424,690
Instructional Staff	5,311,508	7,478,489	7,489,295
General Administration	809,499	755,508	762,333
School Administration	5,732,246	5,647,837	5,599,090
Business	1,096,880	1,021,452	1,053,594
Operations	9,078,967	8,514,872	8,472,541
Transportation	3,777,930	3,661,782	3,732,523
Central	2,249,156	2,302,133	2,243,287
Total Supporting Services	34,376,988	35,396,282	35,777,353
Community Service	276,569	521,178	512,231
Total Expenditures	102,432,963	105,651,735	106,426,038
Other Financing Sources (Uses):			
Transfers In	942,606	496,623	496,623
Transfers Out	(147,948)	(17,500)	(10,500)
Total Other Financing Sources (Uses)	794,658	479,123	486,123
Net Change in Fund Balance	(3,671,079)	(8,610,864)	(6,228,981)
Fund Balance - Beginning of Year	20,058,555	16,387,476	16,387,476
Fund Balance - End of Year	\$ 16,387,476	\$ 7,776,612	\$ 10,158,495


Secretary, Board of Education

2/22/10
Date

Port Huron Area School District

Food Service Fund Appropriations Act Resolution for Adoption by the Board of Education

Resolved, that the Food Service Fund Appropriations Act for the Port Huron Area School District for the fiscal year ending June 30, 2010 is as follows:

	2008-09 Actual	2009-10 1st Quarter Budget	2009-10 2nd Quarter Budget
Revenue:			
Local Sources	\$ 801,536	\$ 921,500	\$ 945,400
State Sources	201,724	195,000	195,000
Federal Sources	2,253,032	2,460,000	2,460,600
Total Revenue	<u>3,256,292</u>	<u>3,576,500</u>	<u>3,601,000</u>
Expenditures:			
Salaries, wages and fringes	1,173,237	1,191,173	1,207,930
Food and milk	1,578,826	1,552,000	1,620,000
Other	534,813	557,815	695,733
Total Expenditures	<u>3,286,876</u>	<u>3,300,988</u>	<u>3,523,663</u>
Other Financing Sources (Uses):			
Transfers In	1,391	1,500	1,500
Transfers Out	-	-	-
Total Other Financing Sources (Uses)	<u>1,391</u>	<u>1,500</u>	<u>1,500</u>
Net Change in Fund Balance	(29,193)	277,012	78,837
Fund Balance - Beginning of Year	<u>640,817</u>	<u>611,624</u>	<u>611,624</u>
Fund Balance - End of Year	<u>\$ 611,624</u>	<u>\$ 888,636</u>	<u>\$ 690,461</u>


Secretary, Board of Education


2/22/10
Date

Port Huron Area School District

**Athletic Fund Appropriations Act
Resolution for Adoption by the Board of Education**

Resolved, that the Athletic Fund Appropriations Act for the Port Huron Area School District for the fiscal year ending June 30, 2010 is as follows:

	2008-09 Actual	2009-10 1st Quarter Budget	2009-10 2nd Quarter Budget
Revenue:			
Local Sources	\$ 107,713	\$ 87,400	\$ 87,400
Total Revenue	<u>107,713</u>	<u>87,400</u>	<u>87,400</u>
Expenditures:			
Athletics	91,490	98,595	101,840
Total Expenditures	<u>91,490</u>	<u>98,595</u>	<u>101,840</u>
Net Change in Fund Balance	16,223	(11,195)	(14,440)
Fund Balance - Beginning of Year	<u>116,702</u>	<u>132,925</u>	<u>132,925</u>
Fund Balance - End of Year	<u>\$ 132,925</u>	<u>\$ 121,730</u>	<u>\$ 118,485</u>


Secretary, Board of Education


2/22/10
Date

Port Huron Area School District

**Student Activity Fund Appropriations Act
Resolution for Adoption by the Board of Education**

Resolved, that the Student Activity Fund Appropriations Act for the Port Huron Area School District for the fiscal year ending June 30, 2010 is as follows:

	<u>2008-09 Actual</u>	<u>2009-10 1st Quarter Budget</u>	<u>2009-10 2nd Quarter Budget</u>
Revenue:			
Local Sources			
Donations	\$ -	\$ -	\$ -
Total Revenue	<u>-</u>	<u>-</u>	<u>-</u>
Other Financing Sources (Uses):			
Transfers In	15,731	16,000	9,000
Transfers Out	-	-	-
Total Other Financing Sources (Uses)	<u>15,731</u>	<u>16,000</u>	<u>9,000</u>
Net Change in Fund Balance	15,731	16,000	9,000
Fund Equity - Beginning of Year	<u>700,331</u>	<u>716,062</u>	<u>716,062</u>
Fund Equity - End of Year	<u>\$ 716,062</u>	<u>\$ 732,062</u>	<u>\$ 725,062</u>


Secretary, Board of Education

2/22/10
Date